

Introduction to Sociology

I. Race: The Power of An Illusion



II. Thinking about Race and Ethnicity: What are Barack Obama and Tiger Woods?



III. Why race does not exist...except as a social construct

IV. Chapter 9's Theoretical Toolkit

V. Explaining the Persistence of Racial and Ethnic Inequality

**Discussion of Film:
Race: The Power of An Illusion
Episode 1: The Differences Between Us**

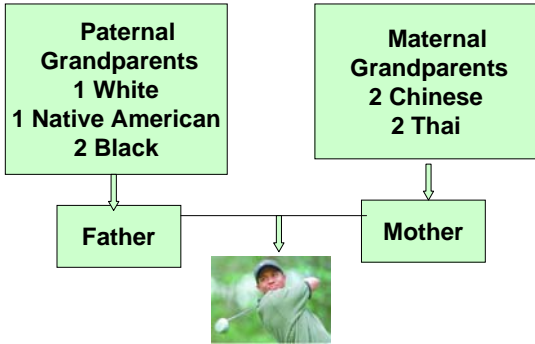
- *Did this film challenge or change the way you think about race?*
- *What is the film saying about the concept of race? What is its fundamental argument*
- *What is the issue of "concordance" about? Why is it important to the concept of race?*
- *Is the student Noah right when he concludes: "Every single one of us is a mongrel?"*
- *Does the film deny that race is real?*

Introduction to Sociology



What race are these men?

Introduction to Sociology



Why hasn't Tiger Woods' attempt to define himself as "Cablinasian" succeeded?

Introduction to Sociology



What assumptions lie behind the designation of Tiger Woods and Barack Obama as "African Americans"?

- These are social, not biological ideas


Race and Ethnic Categories in Selected Decennial Censuses

Census	1850	1890 ¹	1900	1970	2000 ²
Race	White Black Mulatto	White Black Mulatto Octoroon Chinese Japanese Indian	White Black (Negro descent) Chinese Japanese Indian	White Black (Negro or Black) Chinese Japanese Indian (American) Filipino Hawaiian Korean Other	White Black, African Amer., or Negro Chinese Japanese Amer. Indian or Alaska Native Filipino Native Hawaiian Korean Asian Indian Vietnamese Guamanian or Chamorro Samoan Other Asian Other Pacific Islander Some other race
Hispanic Ethnicity				Mexican Puerto Rican Central/S. American Cuban Other Spanish [None of these]	Mexican, Mexican Amer., or Chicano Puerto Rican Cuban Other Spanish/Hispanic/Latino Not Spanish/Hispanic/Latino

U.S. Census "Race" categories have changed radically over time

¹ In 1890, mulatto was defined as a person who was three-eighths to five-eighths black. A quadroon was one-quarter black and a octoroon one-eighth black.
² Categories printed in the 2000 Census Dress Rehearsal questionnaire.

Introduction to Sociology



The US Census Bureau refused to add a “multiracial” category for the 2000 census. Instead it allowed individuals for the first time to choose more than one race.

Question: Why do you think this is? Will this change under a new U.S. President?

Introduction to Sociology

Recent DNA Evidence:

90% of human genetic variation exists within “racial groups” -- almost no consistent genetic differences exist between members of different groups

Less than 1/100 of 1% of our genes is related to what society calls “race”

We all share a common ancestry in Africa

Introduction to Sociology

• “Race is a social concept, not a scientific one.” --Dr. J. Craig Venter, Celera Genomics Corp.

• “Race has no scientific justification in human biology.” --American Anthropological Association

Introduction to Sociology

Race does not exist

....except as a social construct



At the individual level, racial and ethnic categories are a product of chance, context and choice (Ferrante, p. 239)

Introduction to Sociology

Chance, Context and Choice

How have these factors played out for:

- **Hispanics**
- **U.S. citizens and immigrants of Arab or Middle Eastern ancestry**
- **Tiger Woods and Barack Obama**



What does Ferrante mean when she says that in most instances, “context trumps choice”?

Introduction to Sociology

Table 9.5 Differences in Life Chances by Race and Sex


Chance of ...	Highest Chance	Lowest Chance	Difference
living a long life (life expectancy)	Asian Female 86.7 years	Black Male 69.8 years	16.9 years
dropping out of high school*	Black 44%	White 22%	22 %
going to prison	Black Male 32.5%	White Female 1%	31.5%
earning a high median weekly income (working full-time)	Asian Male \$825	Black Female \$499	\$326 per week
dying before reaching one year of age (per 100,000)	Black Male 1,410.2 per 100,000	Asian Female 427 per 100,000	983.2 babies per 100,000
living in poverty*	Native American 24.5%	White (non-Hispanic) 8.7%	15.8%
having no health insurance*	Native American 35%	White 11.9%	23.1%

© Wadsworth, Cengage Learning

The sociology of race and ethnicity is largely a study of how these differences come about

Introduction to Sociology

**Key Elements of Ch. 9's
Conceptual Toolbox**



- Race and ethnicity
- Minority groups
- Absorption assimilation vs. Melting Pot Assimilation
- Prejudice, Stereotypes and Discrimination
- Institutionalized (or Institutional) Discrimination
- Stigma and its consequences

Introduction to Sociology

Sorting out Race vs. Ethnicity



Introduction to Sociology



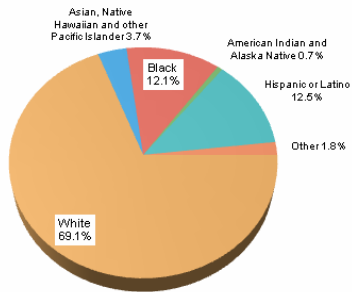
Minority groups

What are their sociological characteristics?

Introduction to Sociology

Racial and ethnic composition of the United States

Estimated population of the United States by race and ethnic origin, 2000



Source: Summary File 1, Gateway Census 2000, U.S. Census Bureau

Introduction to Sociology

Possible Societal Outcomes of Intergroup Interaction: Putting Assimilation in Context

Unequal Separation (Segregation, Apartheid)

Assimilation
--Absorption
--Melting Pot

Accommodation (Cultural Pluralism)

• *Discuss: In which direction in U.S. society heading today? What factors are likely to be determining ones?*

Introduction to Sociology

Barriers to Assimilation/Accommodation

- Prejudice and Stereotypes
- Individual and Institutional Discrimination
- The relationship between race and class



© The Associated Press

Introduction to Sociology

Merton's Typology

Discrimination

	+	-
+	Prejudiced Discriminator (Bigot)	Prejudiced Non-Discriminator (Fair weather bigot)
-	Non-Prejudiced Discriminator (Fair weather liberal/institutional racism)	Non-Prejudiced Non-Discriminator (All-weather liberal)

Prejudice


Social context is often the key factor

Introduction to Sociology

Institutionalized Discrimination

Definition: p. 258

- **Cracker Barrel restaurant case: acquiescence to local norms**
- **redlining**
- **racial steering**
- **"at-large" elections**
- **culturally-biased testing**



Redlining in Philadelphia, 1936

Introduction to Sociology

Is Racial Inequality Declining?

A Question of Measurement

		COMPLETED HIGH SCHOOL (%)				
		1960	1970	1980	1990	2000
African Americans		20.1	31.4	51.2	66.2	78.5
Whites		43.2	54.5	68.6	79.1	84.9
As a percentage of white rate:		46.5	57.6	74.6	83.7	92.5
		COMPLETED COLLEGE (%)				
		1960	1970	1980	1990	2000
African Americans		3.1	4.4	8.4	11.3	16.5
Whites		8.1	11.3	17.1	22.0	26.1
As a percentage of white rate:		38.3	38.9	49.1	51.4	63.2

Sources: Statistical Abstract of the United States, 1992, 2001.
*Persons over age twenty-four.

Introduction to Sociology

A Different Operationalization:

2007 Census Data: Family Income

	Median Income	% of White Median Income
White	\$54,920	--
Black	\$33,916	61.8%
Hispanic	\$38,679	70.4%

Note: Black median income was 55% of white median income in 1960

Introduction to Sociology

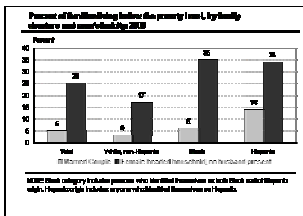
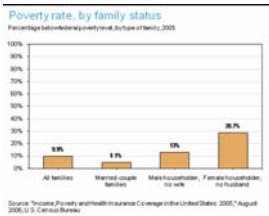
Further 2007 Data

The poverty rate was

- 8.2% for whites
- 24.5% for blacks
- 21.5% for Hispanics

Discuss: How is the persistence of U.S. racial inequality to be explained?

Introduction to Sociology



What do these two graph tell us about part of the explanation of racial and ethnic inequality?



William Julius Wilson

A Sociological Debate

Are the causes of racial inequality today primarily ones of *race* or of *class*?

Discussion

- *If race is the main cause, what are the key factors? And what would be the solution?*
- *If class is the main cause, what are the key factors? And what would be the solution?*
